

# Inside Focus & Illuminator

ENG



## TOPICS

- LIGHTING IN EVERY DIRECTION
- MANY DIFFERENT HEAD POSITIONS

- LIGHTING UP TO 107.450 LUMEN
- HIGH QUALITY LED LIGHTING

# Inside focus system on tilt and turn unit Nova

The **INSIDE FOCUS SYSTEM** allows you to mount on the tilt and turn unit a motorized lamp unit, for increasing or focusing the lighting beam angle (+46°/-4°).

It can be equipped with **40W LED, 50W LED, 80W LED, Hella 42W Xenon or Hella Power Beam 3000** floodlights.

The tilt and turn unit allows you to turn the complete unit 365°

and to tilt it 330°, furthermore you can move the arms -4° and +46° as shown in the pictures.

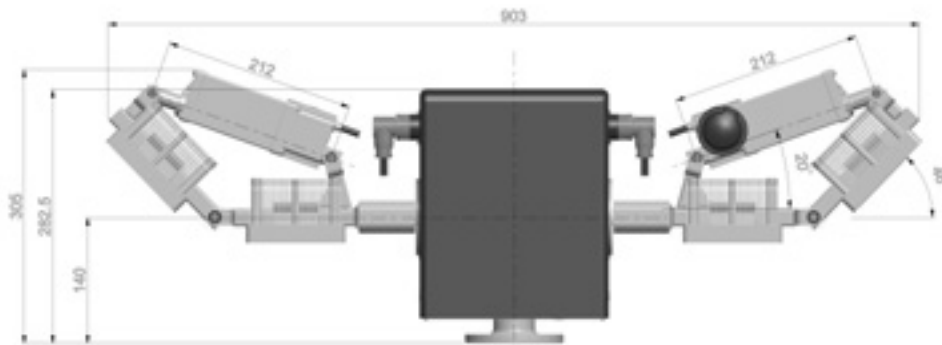
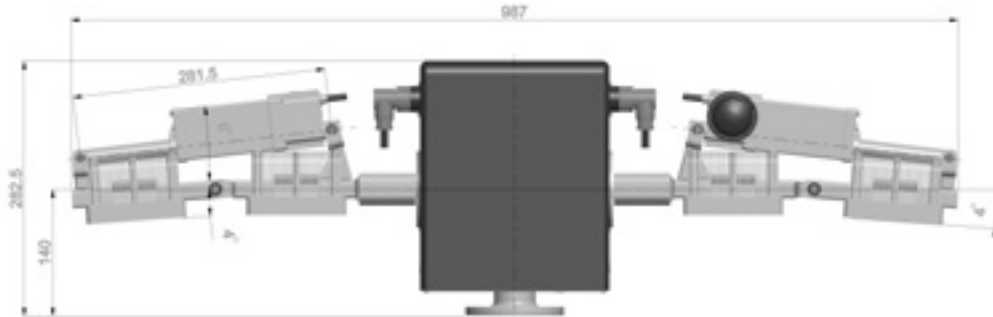
This will permit you to illuminate a wide area and to direct the lighting beam to the required direction.

All the functions of this unit can be controlled by one multifunctional remote control.

## PRODUCT SPECIFICATIONS:

Combined tilt and turn unit with Inside Focus system set up for the turning of the lamp unit at 365°; tilting up to 330°; simultaneous rotation of the two external arms from -4° a +46° to narrow or widen the angle of the light beam as necessary in the direction chosen. Equipped with 8 lamp units, either LED or Xenon with different power output.





## REMOTE CONTROL FOR INSIDE FOCUS



### - RC.31752

Multifunctional remote control for mast extension/retraction, turn & independent tilt of the floodlights, on/off switching of floodlights, automatic restore – ergonomic, with protection cover and 4mt spiralled cable.

Available also radio = [RC.31753](#) and SMART = [RC.31754](#)

# Illuminator

## The **ILLUMINATOR** system is Fireco's latest innovative product.


Thanks to Fireco long standing experience with Tilt and Turn systems, the Illuminator is extremely flexible and boasts an impressive variety of movements and lighting solutions.



The **ILLUMINATOR** system is an innovative product and can be mounted on Fireco telescopic masts. It is composed by two central 100W LED and two external 200W LED lamps. The unit can also be equipped with an optional 100W LED floodlight directed to the ground for illuminating the area underneath the mast at 360°, while the other

floodlights illuminate different areas. The lamps can be rotated  $\pm 180^\circ$ , each side can be tilted separately up to  $360^\circ$  and each arm can then be moved in different ways in order to illuminate wherever it's necessary.

The movements of the unit allow us to focus or widen the light beam.





## TILT & TURN UNIT CONFIGURED WITH 3/4/5 MOVEMENTS:

### 1. Turning of the whole unit

### 2. Tilting:

- 2.1 Simultaneous tilting of the 2 sides of floodlights at the same angle  
*or*
- 2.2 Independent tilting of each of the 2 sides of floodlights

### 3. Rotation:

- 3.1 Simultaneous rotation of the 2 external arms at the same angle  
*or*
- 3.2 Independent rotation of each external arm

*The customer can decide the number of movements, either independent or simultaneous, by which the system is characterized.*

## MOVEMENTS AND TILTING ANGLES

Movement	Technical data
1 - Turning of the whole unit (red arrows)	± 180°
2 - Tilting of the sides (blue arrows)	< 360°
2.1 - Simultaneous tilting of the 2 sides of floodlights at the same angle	
2.2 - Independent tilting of each of the 2 sides of floodlights	
3 - Rotation of the external arms (green arrows)	± 120°
3.1 - Simultaneous rotation of the 2 external arms at the same angle	
3.2 - Independent rotation of each external arm	
The unit can be built and configured with independent or simultaneous tilting of the sides + independent or simultaneous rotation of the external arms, for a total of 3,4 or 5 possible independent movements	
Configuration 1) 1 + 2.1 + 3.1 = 3 possible movements Configuration 2) 1 + 2.1 + 3.2 = 4 possible movements Configuration 3) 1 + 2.2 + 3.2 = 5 possible movements	

### PRODUCT SPECIFICATIONS:

Combined tilt and turn unit Illuminator configured with 5 independent movements: turning ±180°; independent tilting <360° of each side to direct the light beam wherever necessary; independent rotation ±120° of each external arm to narrow or widen the angle of the light beam up to 270° of lightened area.

Equipped with lamp unit composed by 2x200W ILLUMILED 24V + 2x100W ILLUMILED 24V + central 100W ILLUMILED 24V with silicon glass to lighten the area just beneath the mast – total 107.450 lumen.

# Lighting in every direction


The following are just some of the many positions the Illuminator system can assume thanks to its flexibility:




**CLOSED COMPACT POSITION**



**FRONT AND SIDE - TOWARDS THE GROUND**



**FOCUSED ILLUMINATION TO THE GROUND**



**ILLUMINATION TO THE FRONT AND BACK**



**MAX. OPENING**



**ILLUMINATION TO THE FRONT AND TO THE SIDES**




**FRONT AND TO ONE SIDE ILLUMINATION**



**DOWNWARDS AND UPWARDS**



**FOCUSED UPWARDS**



**SIDE AND FRONTAL**



**UPWARDS AND DOWNWARDS**



**UPWARDS, FRONTAL AND TO THE SIDE**

# Illuminator Equipment

For ILLUMINATOR several floodlights configurations are possible.

Amongst these: configuration for mast Standard Ø115mm, 6 sections, with cable: Z (9x1,5 + 13x0,22 mm<sup>2</sup> shielded).

## ILLUMILED in position A:

- 2 x mobile floodlights
- 30.700 Lumen each
- 200 W
- 24V

## ILLUMILED in position B:

- 2 x floodlights
- 15.350 Lumen each
- 100 W
- 24 V

## ILLUMILED in position C (Optional):

- 15.350 Lumen
- 100 W
- 24 V
- Illumiled equipped with an innovative heat-resistant silicon cover which allows to direct the light flux outwards, to illuminate the working area directly beneath the mast head.



**Total light flux: 107.450 Lumen\***

*\* with the configuration above*



Different cables studied on purpose to suit particular lighting configurations can be used.



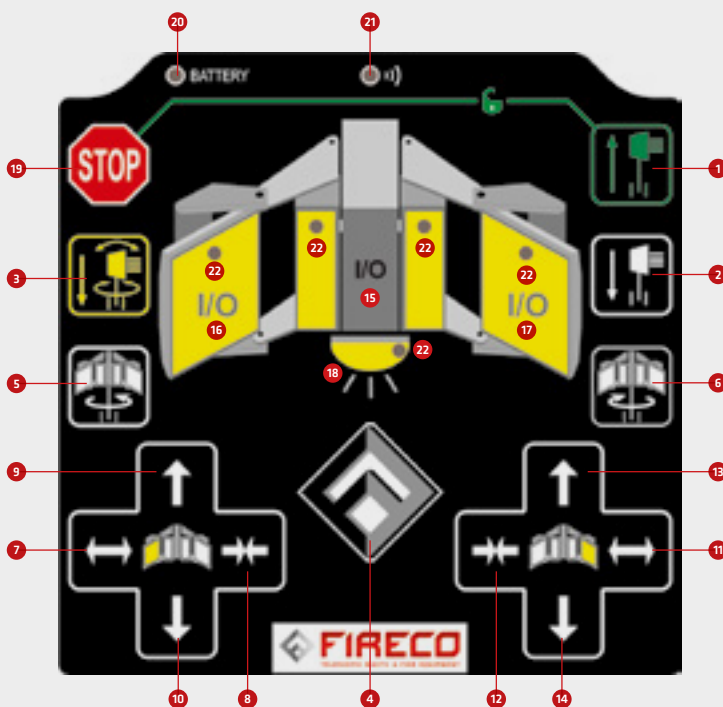


**Intuitive ergonomic remote control to operate both the mast and the floodlights = RC.31910**

- Independent control of each floodlight and each side
- Feedback lights confirming the operations
- Pre-set first attack/quick deployment position
- Controlling distance up to 50 meters
- Supplied either with wire or in the SMART version, with detachable cable
- The SMART version, once the cable is detached, works automatically in radio mode, thanks to a set of rechargeable batteries



The special remote control for all functions can be with cable or can be supplied in the SMART version – with detachable cable; once the cable is detached the remote control automatically turns to the radio mode, with rechargeable batteries. Here are the functions:




**LEGEND**


1. Mast extension
2. Mast retraction
3. Automatic restore to zero position
4. First attack position
5. Turn right
6. Turn left
7. Open beam of the left arm
8. Focus beam of the left arm
9. Tilt of left arm – up
10. Tilt of left arm – down
11. Open beam of the right arm
12. Focus beam of the right arm
13. Tilt of right arm – up
14. Tilt of right arm – down
15. On/off central floodlights
16. On/off of left external floodlight
17. On/off of right external floodlight
18. Optional perimeter illumination
19. Stop
20. Battery status LED indicator
21. Led indicating data transmission
22. Led indicating that the floodlight is turned on

# ILLUMILED

ILLUMILEDs are Fireco's brand new LEDs which were studied and designed on purpose to answer to the market requests. The optics of the LEDs, mounted in an IP65 frame, guarantee an extremely powerful light flux coupled with a low power consumption which put these LEDs amongst the top for energy efficiency.




LAMP UNITS	
Floodlight	Technical data
<b>ILLUMILED in position A</b>	
Light flux	30.700 Lm 12/24VDC 27.600 Lm 230VAC
Colour Temperature	5.000°K
Power Consumption	200 W
Power Supply	12/24VDC - 230VAC
Dimension and Weight	320 x 240 x 100 mm 5 Kg
Waterproof rate	IP65



LAMP UNITS	
Floodlight	Technical data
<b>ILLUMILED in position B</b>	
Light flux	15.350 Lm 12/24VDC 13.800 Lm 230VAD
Colour Temperature	5.000°K
Power Consumption	100 W
Power Supply	12/24VDC - 230VAC
Dimension and Weight	320 x 120 x 100 mm 2,5 Kg
Waterproof rate	IP65



All ILLUMILED are EU products made in Italy and respect the highest quality standards!  
The ILLUMILED can be also used on all Fireco's masts and on Fireco's Tilt & Turn unit NOVA.



---

**ITALY**

---

**Fireco S.r.l.**

Via E.Fermi, 56 - 25064  
GUSSAGO (BS) - ITALY  
Tel.:+39 030 3733916  
Fax:+39 030 3733762  
info@fireco.eu  
www.fireco.eu

---

**USA**

---

**Tempest Fireco Towers LLC**

4708 N. Blythe Ave  
FRESNO, CA 93722 - USA  
Tel.:+1 5592777577 ext. 115  
Fax:+1 5592777579  
response@tempest.us.com  
www.tempestfirecotowers.com

---

**BELGIUM**

---

**Fireco Systems N.V.**

Diestersteeuweg, 142  
3510 KERMT (HASSELT) - BELGIUM  
Tel.:+32 11851602  
Fax:+32 11851604  
info@fireco.be  
www.fireco.be

---

**MALAYSIA**

---

**Fireco Asia Sdn Bhd**

9, Jalan TP 3/2, Taman Perindustrian UEP  
47620 SUBANG JAYA - MALAYSIA  
Tel.:+603 8011 2300  
Fax:+603 8081 2367  
gc@fireco-asia.com  
www.fireco-asia.com

---

**FRANCE**

---

**Euromast S.a.r.l.**

ZA du Pontet - 90, Allée des Erables  
73420 DRUMETTAZ - CLARAFOND - FRANCE  
Tel.:+33 479349215  
Fax:+33 479349216  
fireco@euromast.fr  
www.euromast.fr

---

**AUSTRALIA**

---

**EVTA Group PTY LTD**

12 Meek Street,  
NEW GISBORNE, VICTORIA, 3438 - AUSTRALIA  
Tel.:+61 354207444  
Fax:+61 354207834  
info@evtagroup.com.au  
www.evtagroup.com.au

---

**SPAIN**

---

**Hispanmast, S.L.**

C/Estaño, 30  
28510 CAMPO REAL (MADRID) - SPAIN  
Tel.:+34 918733733  
Fax:+34 918765141  
info@hispanmast.com  
www.hispanmast.com